



SB/50 P

Professional Dough Sheeters Machine for
Pastry and Bakery



OPTIONS AND ACCESSORIES

(with surcharge)

- ☐ Monophasic electric motor 1 speed
- ☐ Belt conveyers – measure (500x950)mm

EXTERNAL CONSTRUCTION

- ☐ Base structure in painted stainless steel
- ☐ Shoulders in aluminium fusion
- ☐ Belt conveyor with changeable speed in the two driving directions
- ☐ Safety devices in stainless steel
- ☐ Ergonomic handle to choice dough thickness
- ☐ Hand lever to inverse the driving direction
- ☐ Sheet of pastry collector in stainless steel

INTERNAL CONSTRUCTION

- ☐ Dough rollers diameter 60mm
- ☐ Chain drive
- ☐ Disassembly scrapers for rolling cylinders
- ☐ Electrical system with low-voltage auxiliary circuits
- ☐ End run connected to safety devices

FUNCTIONING

- ☐ The dough rollers extend any type dough pastry even very thin thickness
- ☐ The belt conveyers with changeable speed suitable to avoid wrinkledness
- ☐ Raiseble surfaces for overall sizes reducing at rest time

STANDARD EQUIPMENT

- ☐ Rolling pins to rolling up the dough after rolling-mill process
- ☐ Flour-holder basin



MORETTI FORNI S.P.A.

www.morettiforni.com

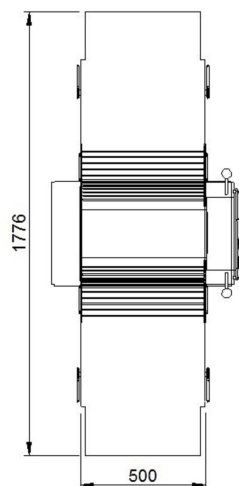
info@morettiforni.com

Via A.Meucci, 4 - 61037 Mondolfo (PU) ITALIA

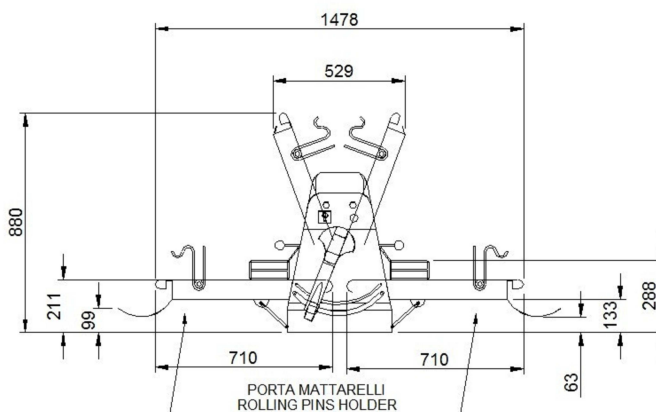
Tel. +39.0721.96161 - Fax +39.0721.9616299

SB/50 P

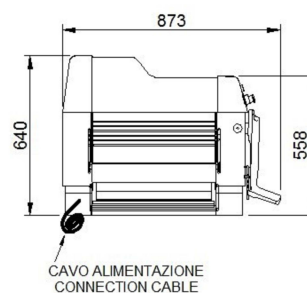
TOP VIEW



REAR VIEW



RIGHT SIDE VIEW



Note: The dimensions indicated in the views are in millimeters

SPECIFICATIONS

Dough sheeters very compact on purpose studied for small spaces. It is equipped of belt conveyers with two speeds in the two driving directions. Easy to use by mean of front control panel. The machine give possibility to obtain different thickness of dough, from 3,5cm to few millimetres, thanks the accurate regulation of the rollers. Raiseable surfaces for overall sizes reducing.

The data under indicated are referred to the open machine

DIMENSIONS

Ext height	640mm
Ext depth	873mm
Ext width	1776mm
Weight	115kg

SHIPMENT INFORMATIONS

Packed machinery:

Max height	1010mm
Max depth	950mm
Max width	630mm
Weight	(115+10)kg

FEEDING AND POWER

Standard feeding
A.C. V400 3
Feeding on request
A.C. V230 3
Frequency 50Hz
Power 0.55kW

MACHINE CAPACITY

Belt conveyer	(710x500)mm
Cylinders diameter	60mm
Max cylinder range	35mm

Type	Cable equipped
Length	4x1,5mm ² 3500mm